



WASHINGTON STUDENT
ACHIEVEMENT COUNCIL
EDUCATION › OPPORTUNITY › RESULTS

SENATE WAYS AND MEANS COMMITTEE

Higher Education Investments & Outcomes

January 24, 2017

Rachelle Sharpe, PhD – Acting Executive Director
Marc Webster – Fiscal Policy Advisor



Return on Investments

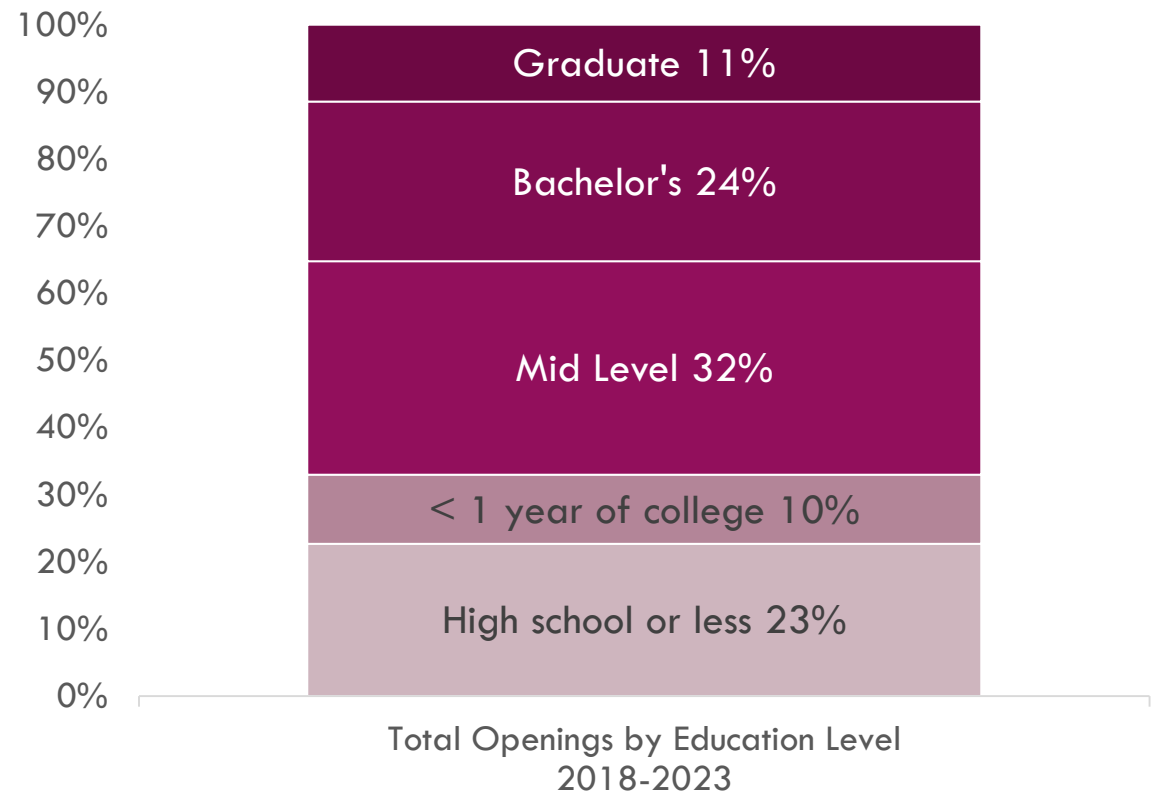
Benefits to the state from higher education





Education is critical to a thriving economy

- Over 3/4 of job openings in Washington require education beyond high school.
- The state goals reflect the needs in Washington and are consistent with analysis by national experts.
 - Lumina Foundation and the Georgetown University Center on Education and the Workforce.

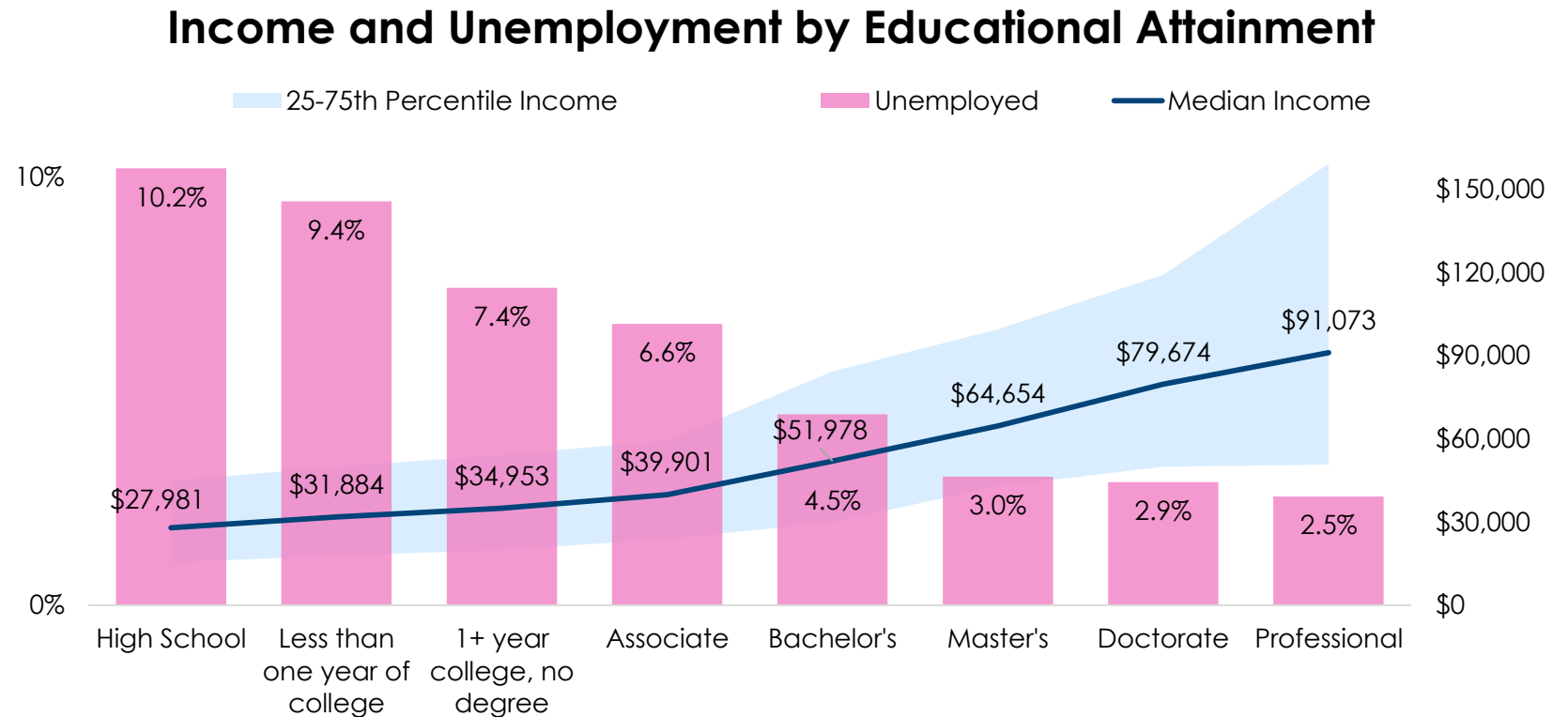


*Mid level: A year or more of college credit including Associates degrees.
Source: A Skilled and Educated Workforce 2015



Further education leads to prosperity

- Living wage employment.
- Higher labor force participation.
- Lower unemployment.



SOURCE: WSAC staff analysis of ACS 2009-2013 Employed and "Not Currently Attending" Washington Residents (September 2015).



Statewide attainment goals by 2023

Ensure our residents can compete for the best jobs in Washington.



100% of adults* will have a high school diploma or equivalent.



At least 70% of adults* will have a postsecondary credential.

The ten-year Roadmap outlined the goals adopted by the 2014 Legislature.

*Adults in Washington aged 25-44.



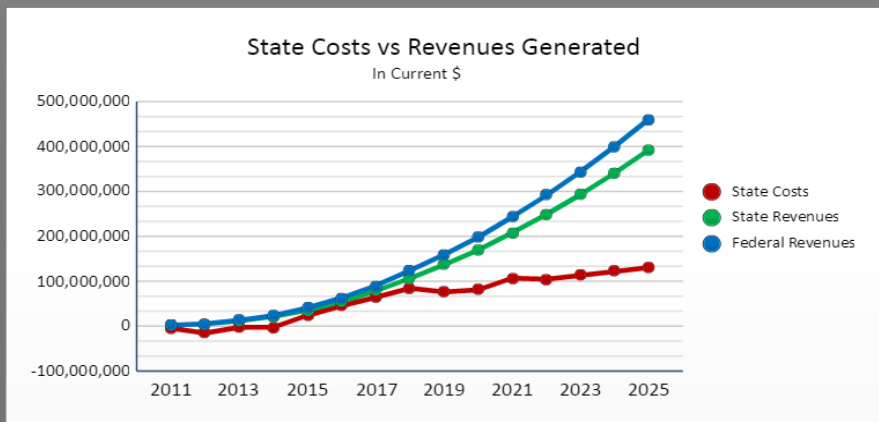
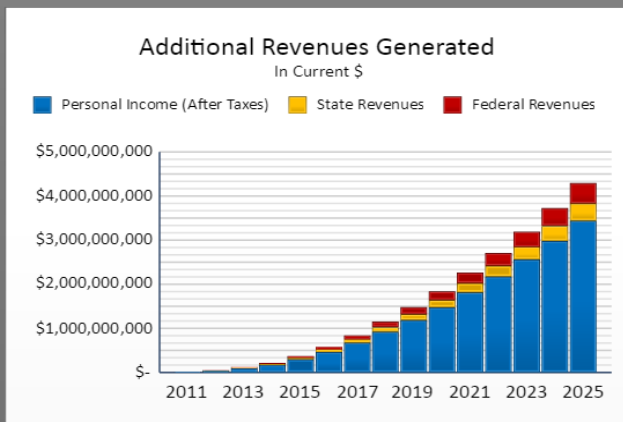
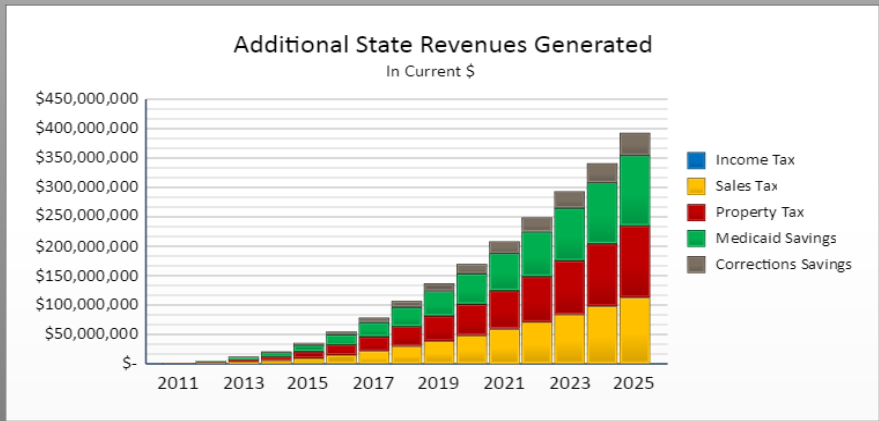
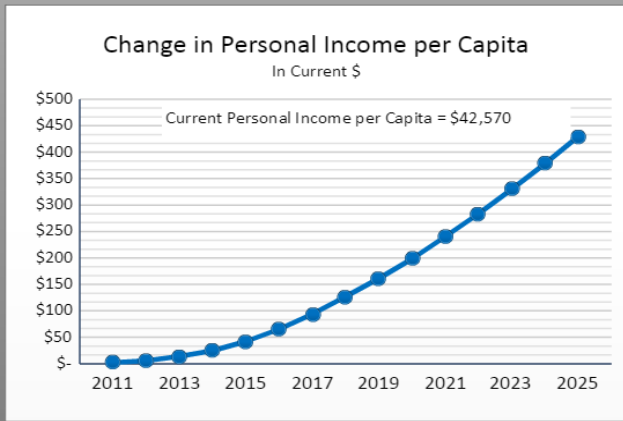
Higher education provides returns to the state

Calculating the Economic Value of Increasing College Credentials by 2025 Washington

[Start Over](#)
[Save Scenario](#)
[Print Page](#)

Source: <http://www.nchems.org>

[Increase College Attainment](#) [View Returns on Investment](#) [Instructions and Definitions](#)



Note: The default positions reflect current rates and values. The results in 2025 assume linear progress toward goals.

Created by NCHEMS and CLASP

Student Outcomes

Targeted investments

Impact of State Need Grant

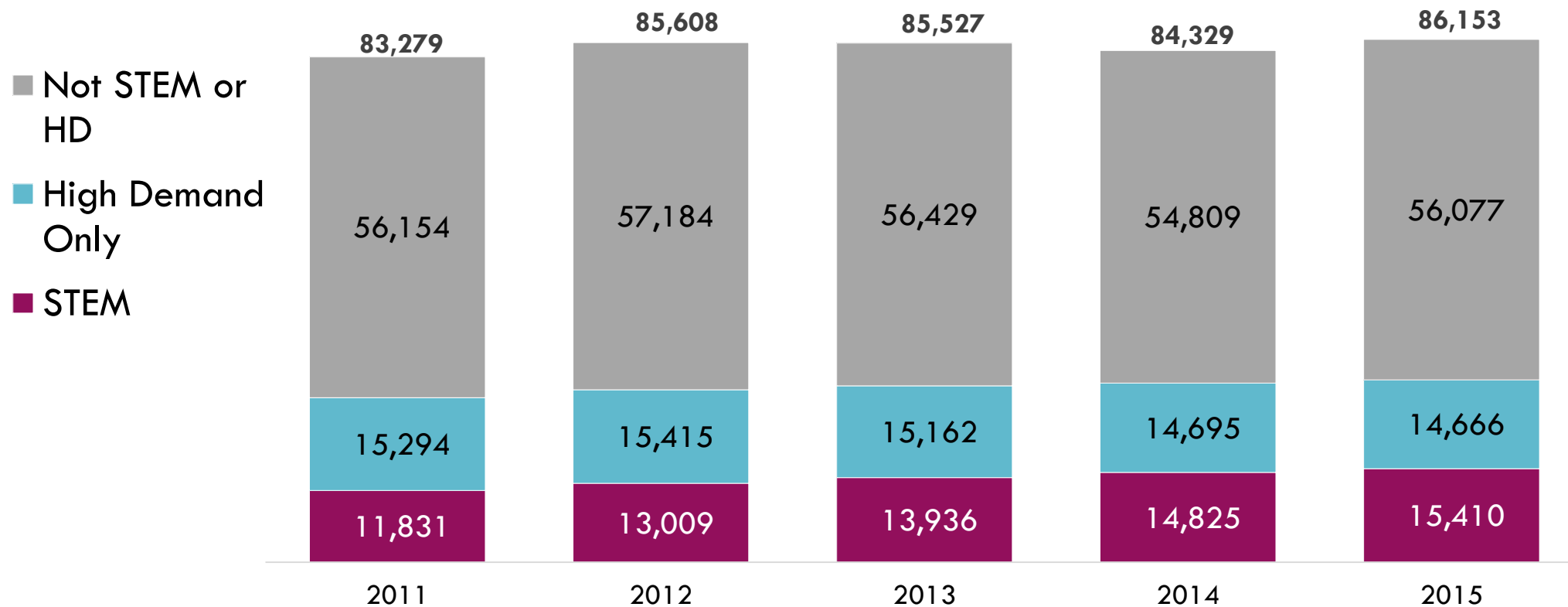




STEM credentials have grown in recent years

Postsecondary Awards Conferred by Washington Institutions

Includes all degrees and 1+ year undergraduate and graduate certificates from Title IV participating institutions



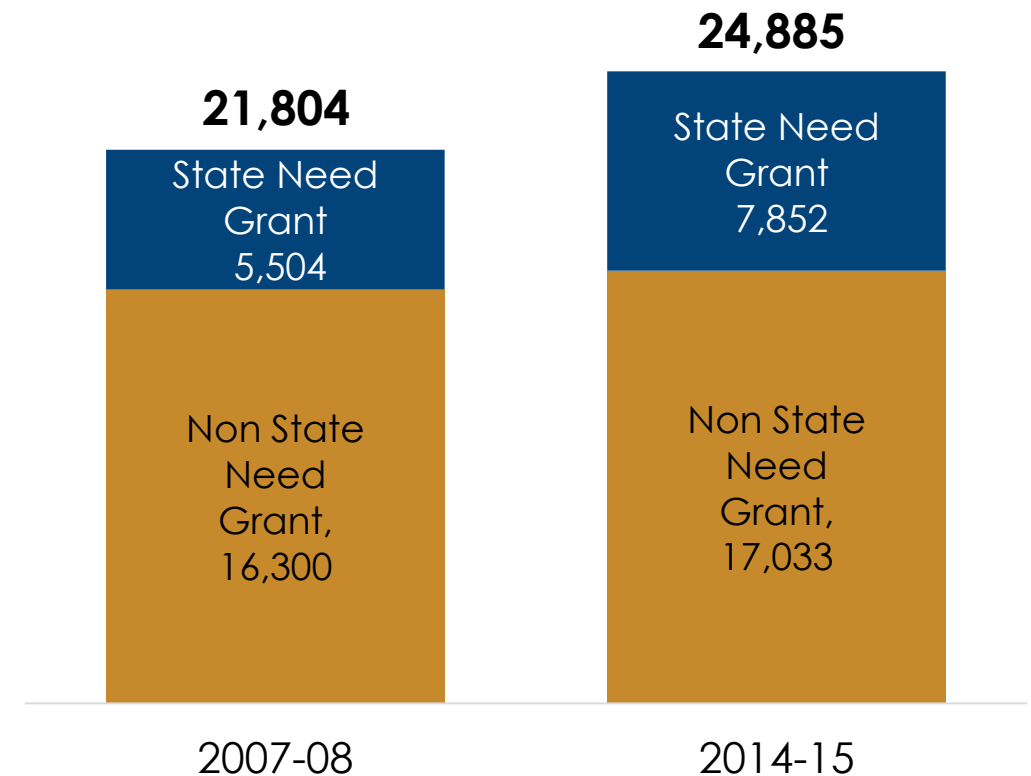


Growth in public BA awards for SNG recipients

Public 4-year bachelors' awarded grew 14% from 2008 to 2015.

- STEM awards grew 60%.
- Awards to SNG recipients grew 43%.

Bachelors Degrees Awarded (Public four-years)



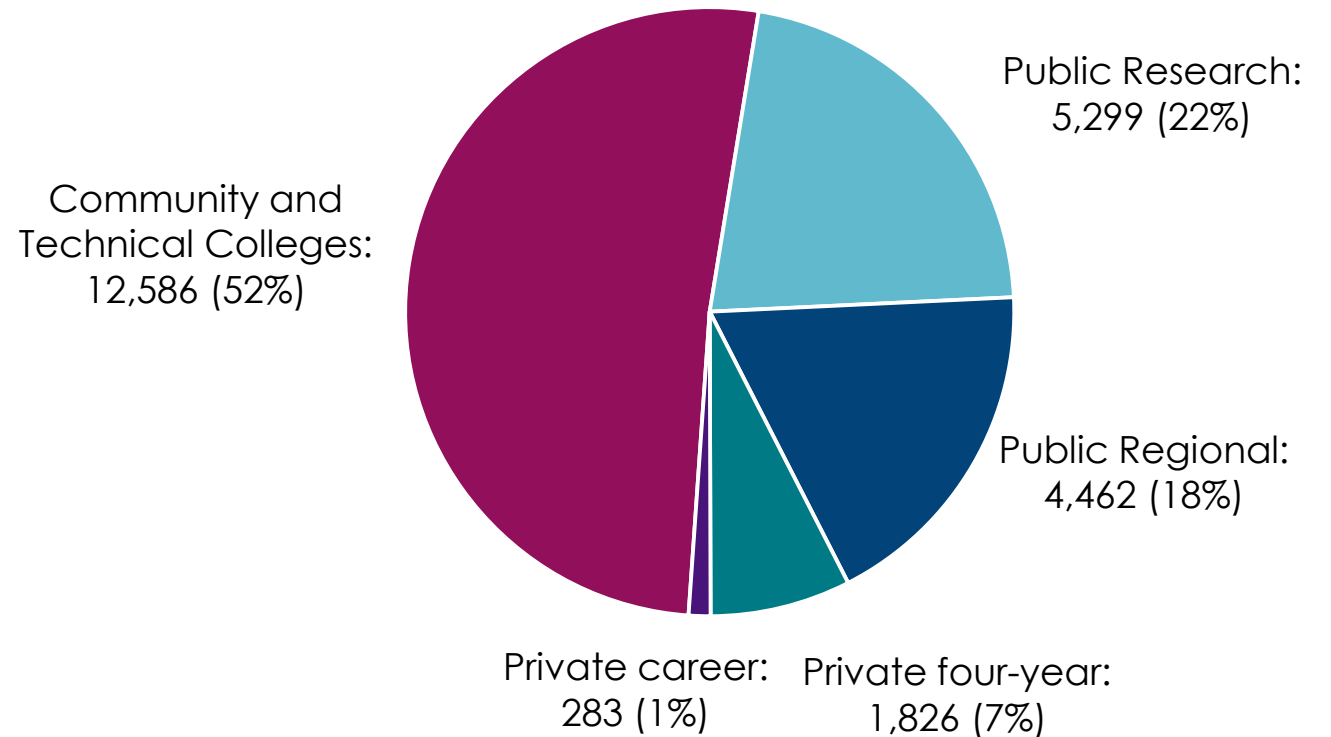


State Need Grant serves as a critical affordability tool

State Need Grant

- Provides opportunity for low-income students.
- Supports multiple career pathways.
- Serves recent high school graduates and returning adults.

24,385 Low-Income Students Eligible for the State Need Grant Were Unserved in 2015-16





State Need Grant leads to improved student outcomes

Receipt of State Need Grant is associated with higher re-enrollment and completion rates.

- A 25% change in the SNG award amount results in a 4 to 8 percentage point change in completion rates for the lowest income students.

(WSIPP Study: Bania, N., Burley, M., & Pennucci, A., 2013)

State Need Grant leads to higher retention in the CTCs.

- 71% of SNG students who start in the fall remain enrolled compared to 59% of unserved students.

(SBCTC, 2013)

Lack of State Need Grant leads to increased borrowing, changes in living circumstances, increased work hours, and adjustments to educational plans.

(WSAC student survey, 2013)



Public four-year State Need Grant student outcomes

SNG/Pell students graduate at rates slightly below all students.

- 63% compared to 68% for high school direct.

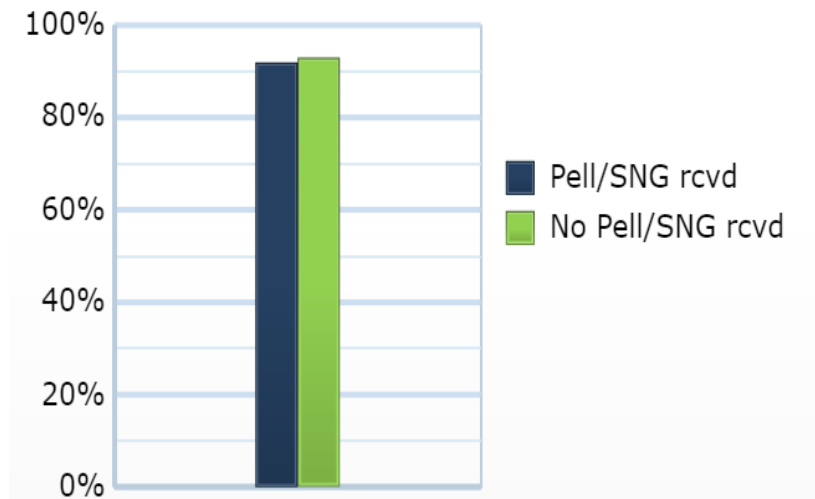
Transfer students who receive SNG/Pell have equal or improved outcomes.

- 90% continued Fall to Spring 2014-15 compared to 87% without SNG.
- Graduation rate same as non-SNG of 75%.

Course completion is at 92% compared to 93% for non-SNG students.

Course Completion Rates

Pell or State Need Grant Status



Washington Higher Education Financing

Approach to tuition and financial aid funding





Tuition and state funding are closely linked

Over time, students have become responsible for a greater share of costs.

WA has reinvested in recent years and enabled progress in affordability.

WA still ranks below the national average in per student funding.

WA recognized for commitment to financial aid.



Sustained commitment leads to results

Well-funded institutions

- Provide quality instruction and student support to improve graduation rates.

Stable state financial aid

- Helps low-income students afford college.

Predictable tuition

- Helps families plan for college costs.
- Enables institutions plan longer term.

Sustained commitment from the Legislature leads to positive results.

